

# Texas School Rankings 2019:

## Central TX Analysis

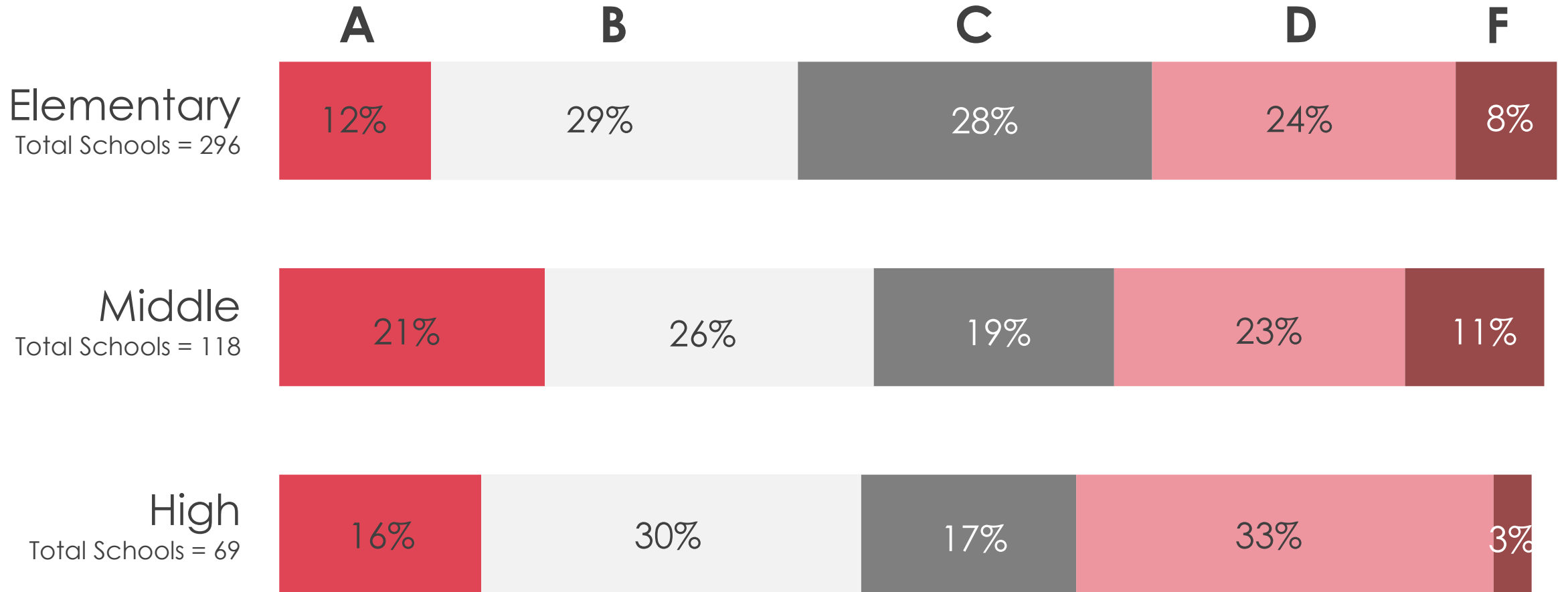


children  
at Risk

# Central TX Public School Demographics

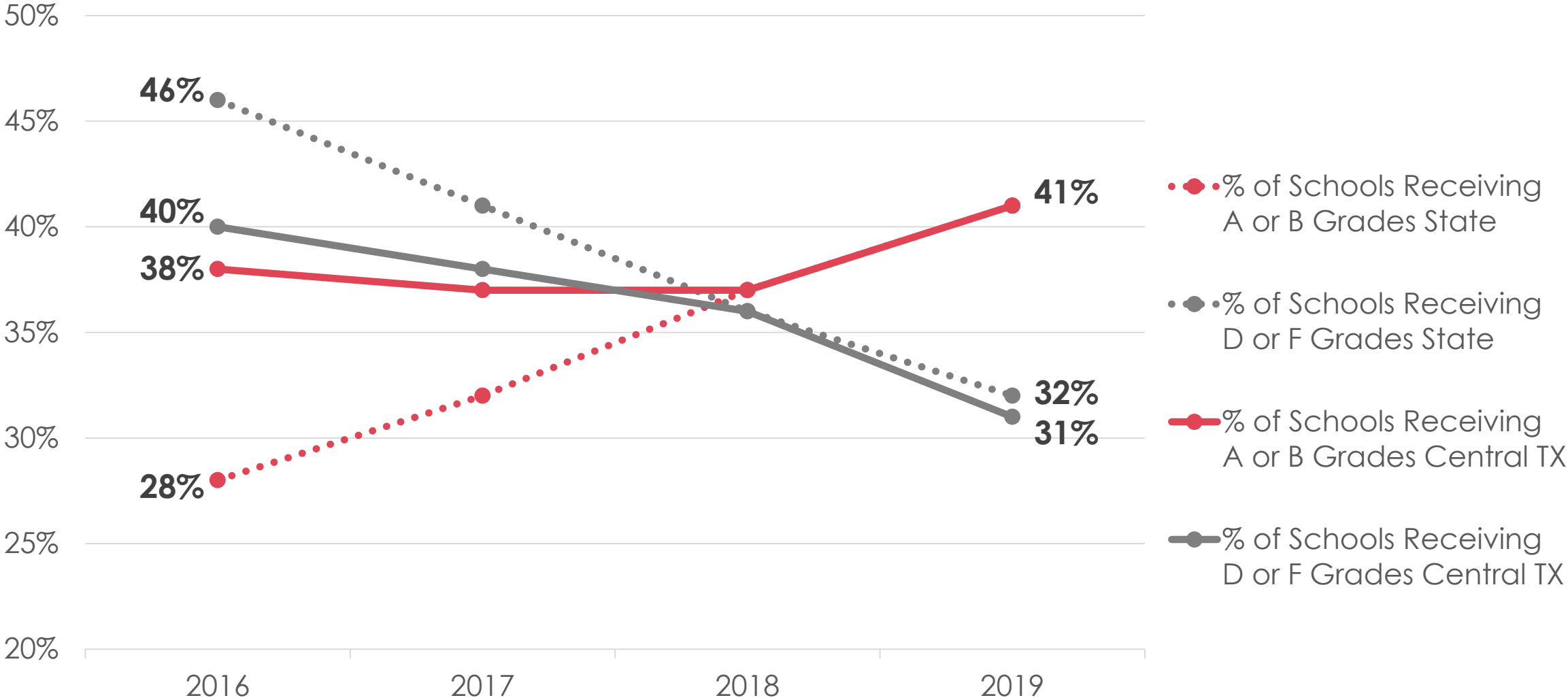
Asian	Black	Hispanic	White	Other	Special Education	English Language Learners	Economically Disadvantaged
6%	7%	47%	36%	4%	10%	19%	44%

**More than 2-in-5** of Central TX public school students live in **economically disadvantaged** circumstances and nearly **1-in-5 are English Language Learners.**

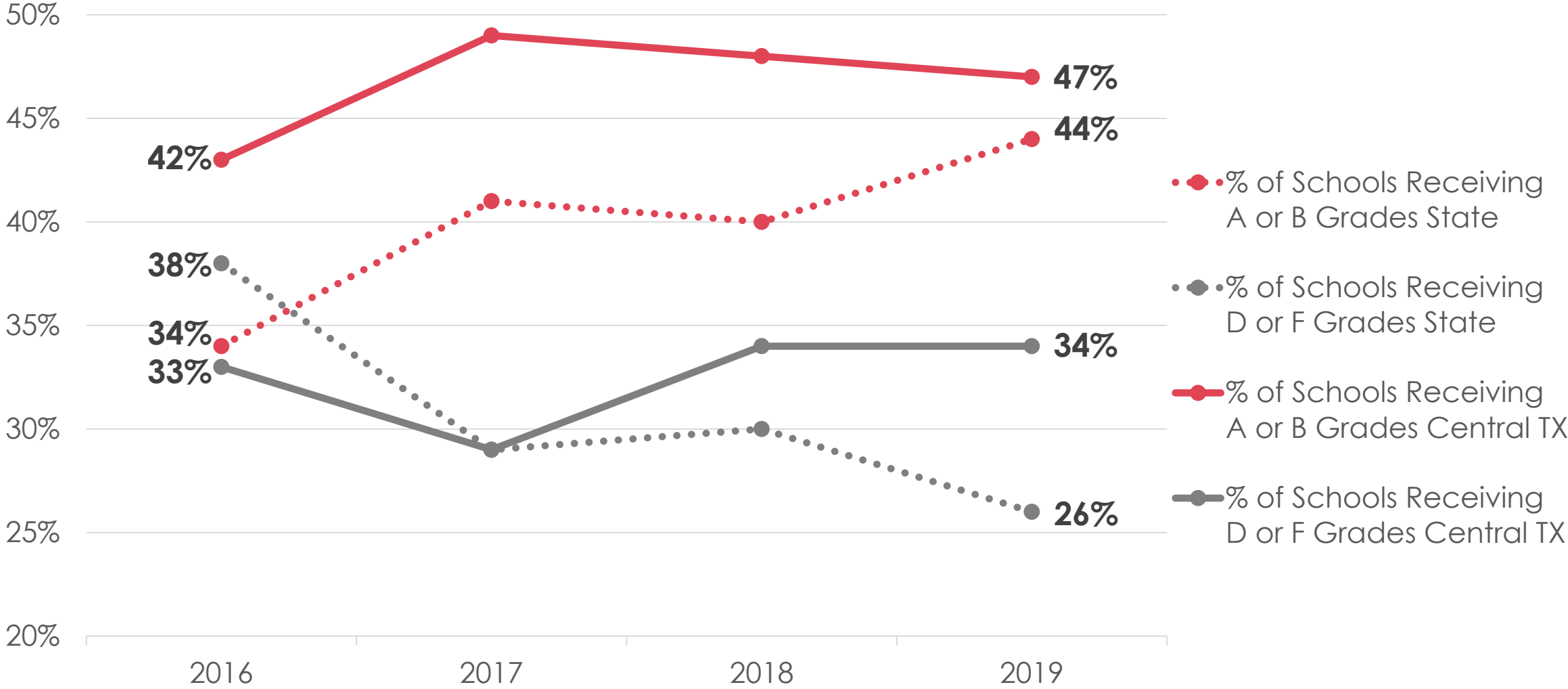


Overall, there are **more A and B** schools in Central TX than D or F schools, but there is still room for significant improvement.

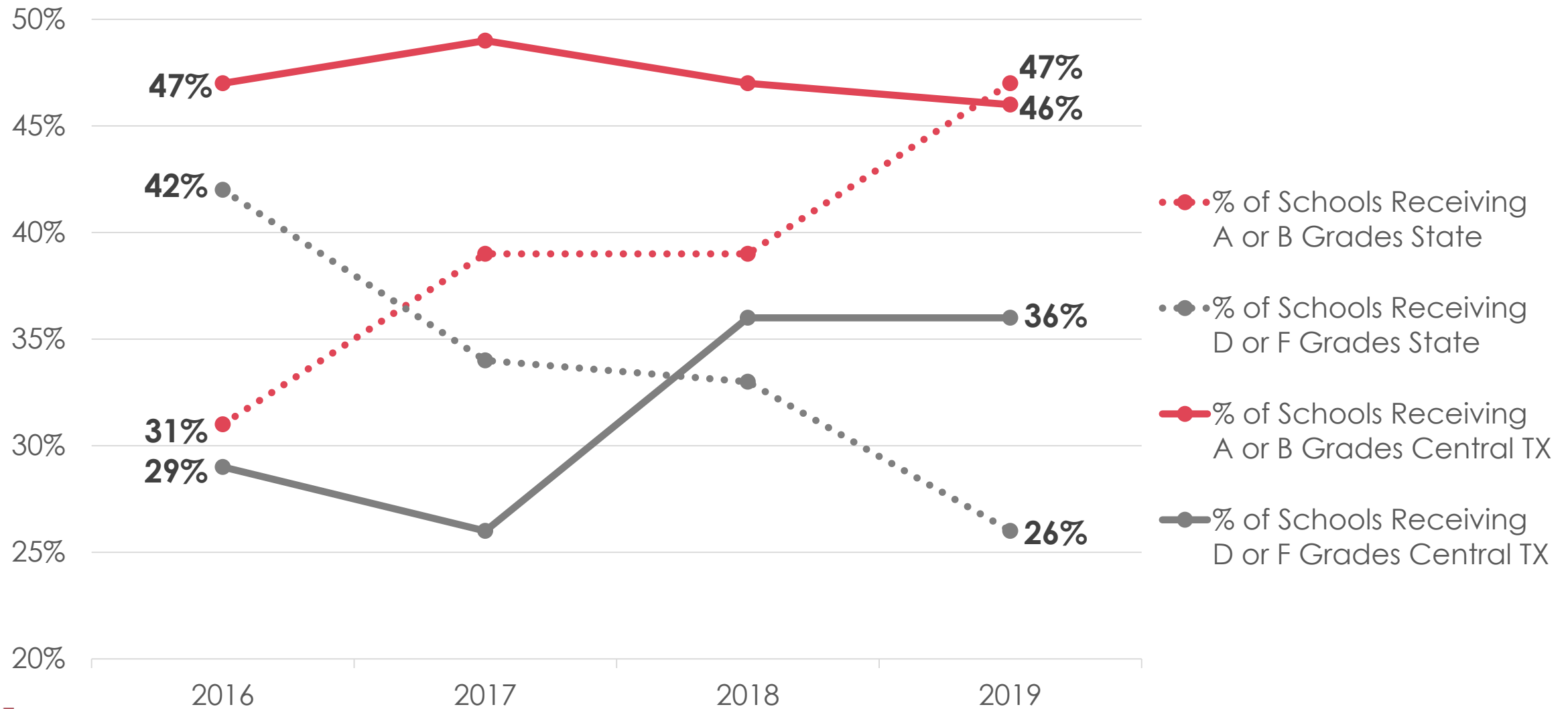
# Grade Change Over Time – Central TX Elementary Schools



# Grade Change Over Time – Central TX Middle Schools



# Grade Change Over Time – Central TX High Schools



# Comparison of Regional Grade Changes Since 2016

Decline in Schools Receiving  
**D's or F's**

Increase in Schools Receiving  
**A's or B's**

Rio Grande Valley

-29%  
-31%

+29%  
+28%

Other

-24%

-16%

+14%

+15%

Statewide

-21%

-14%

+13%

+12%

North TX

-21%

-13%

+11%

+9%

Houston

-11%

-11%

+9%

+4%

San Antonio

-11%

-8%

+5%

+3%

Central TX

-11%

-3%

+3%

-4%

 All Schools  
 High-Poverty Schools

2016 Baseline

School	District
CANYON CREEK EL	ROUND ROCK ISD
LAUREL MOUNTAIN EL	ROUND ROCK ISD
CACTUS RANCH EL	ROUND ROCK ISD
PATSY SOMMER EL	ROUND ROCK ISD
SPICEWOOD EL	ROUND ROCK ISD
KIKER EL	AUSTIN ISD
LAKE POINTE EL	LAKE TRAVIS ISD
CLAYTON EL	AUSTIN ISD
FOREST TRAIL EL	EANES ISD
LAURA WELCH BUSH EL	LEANDER ISD

Top 10 **Elementary Schools**  
in Central TX



School	District
JAMES GARLAND WALSH MIDDLE	ROUND ROCK ISD
CANYON VISTA MIDDLE	ROUND ROCK ISD
RICHARDS SCH FOR YOUNG WOMEN LEADE	AUSTIN ISD
CANYON RIDGE MIDDLE	LEANDER ISD
HILL COUNTRY MIDDLE	EANES ISD
KEALING M S	AUSTIN ISD
WEST RIDGE MIDDLE	EANES ISD
CEDAR VALLEY MIDDLE	ROUND ROCK ISD
GORZYCKI MIDDLE	AUSTIN ISD
HUDSON BEND MIDDLE	LAKE TRAVIS ISD

Top 10 **Middle Schools**  
in Central TX

School	District
LASA H S	AUSTIN ISD
CHAPARRAL STAR ACADEMY	CHAPARRAL STAR ACADEMY
RICHARDS SCH FOR YOUNG WOMEN LEADE	AUSTIN ISD
WESTLAKE H S	EANES ISD
BOWIE H S	AUSTIN ISD
WESTWOOD H S	ROUND ROCK ISD
GATEWAY COLLEGE PREPARATORY SCHOOL	ORENDA CHARTER SCHOOL
MERIDIAN WORLD SCHOOL LLC	MERIDIAN WORLD SCHOOL LLC
NYOS CHARTER SCHOOL	NYOS CHARTER SCHOOL
HARMONY SCHOOL OF ENDEAVOR - AUSTIN	HARMONY SCIENCE ACADEMY (AUSTIN)

Top 10 **High Schools**  
in Central TX

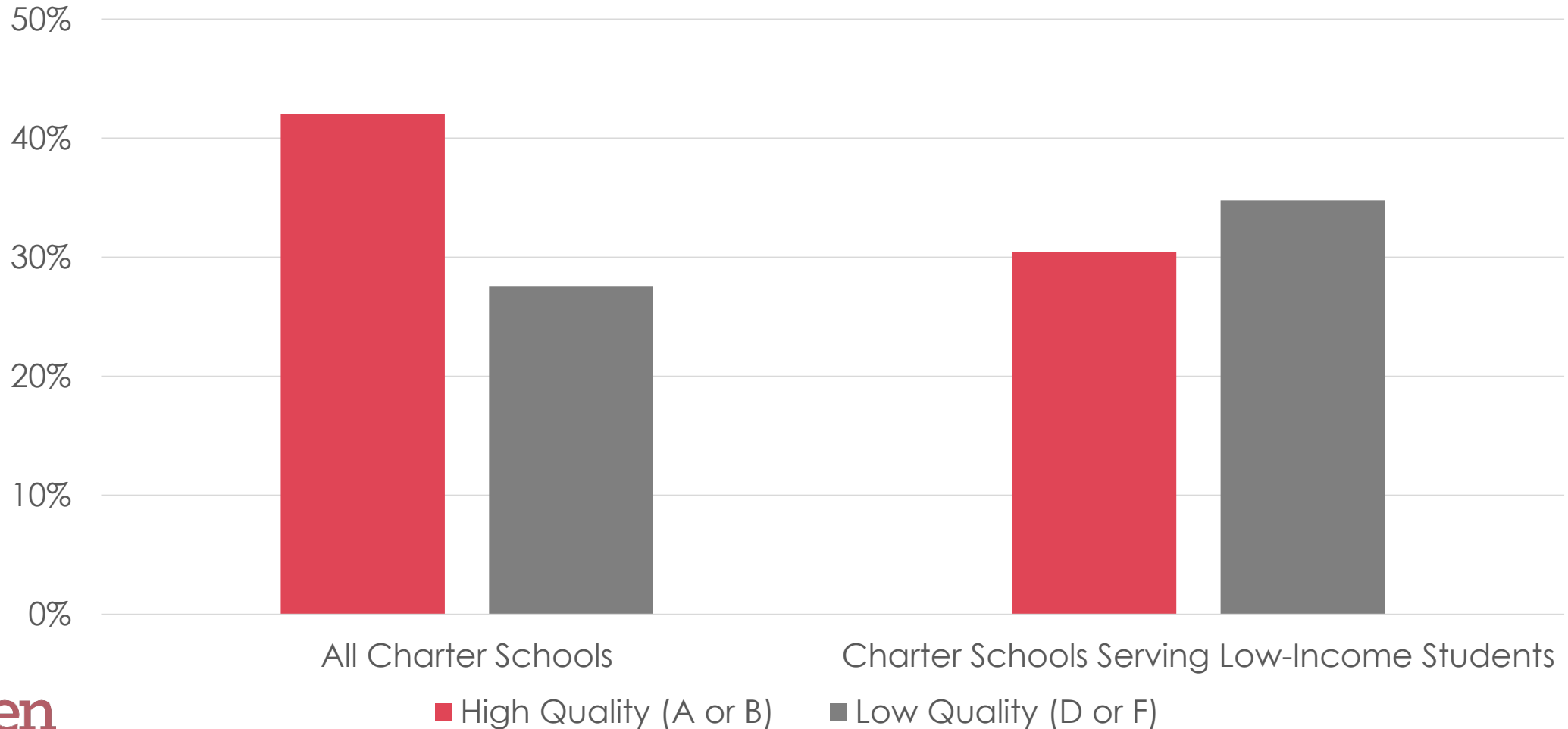
# Schools of Choice



children  
at Risk

# Central TX Charter School Performance

Though many charter schools are successful, **more than 1-in-3** charters serving predominantly low-income students are low-performing.



School	District
IDEA MONTOPOLIS ACADEMY	IDEA PUBLIC SCHOOLS

Top **Charter Elementary School**  
serving predominantly low-income students in Central TX

School	District
IDEA MONTOPOLIS COLLEGE PREPARATORY	IDEA PUBLIC SCHOOLS
IDEA RUNDBERG COLLEGE PREPARATORY	IDEA PUBLIC SCHOOLS
KIPP AUSTIN ACADEMY OF ARTS & LETTERS	KIPP AUSTIN PUBLIC SCHOOLS INC
KIPP AUSTIN COLLEGE PREP	KIPP AUSTIN PUBLIC SCHOOLS INC
KIPP AUSTIN BEACON PREP	KIPP AUSTIN PUBLIC SCHOOLS INC

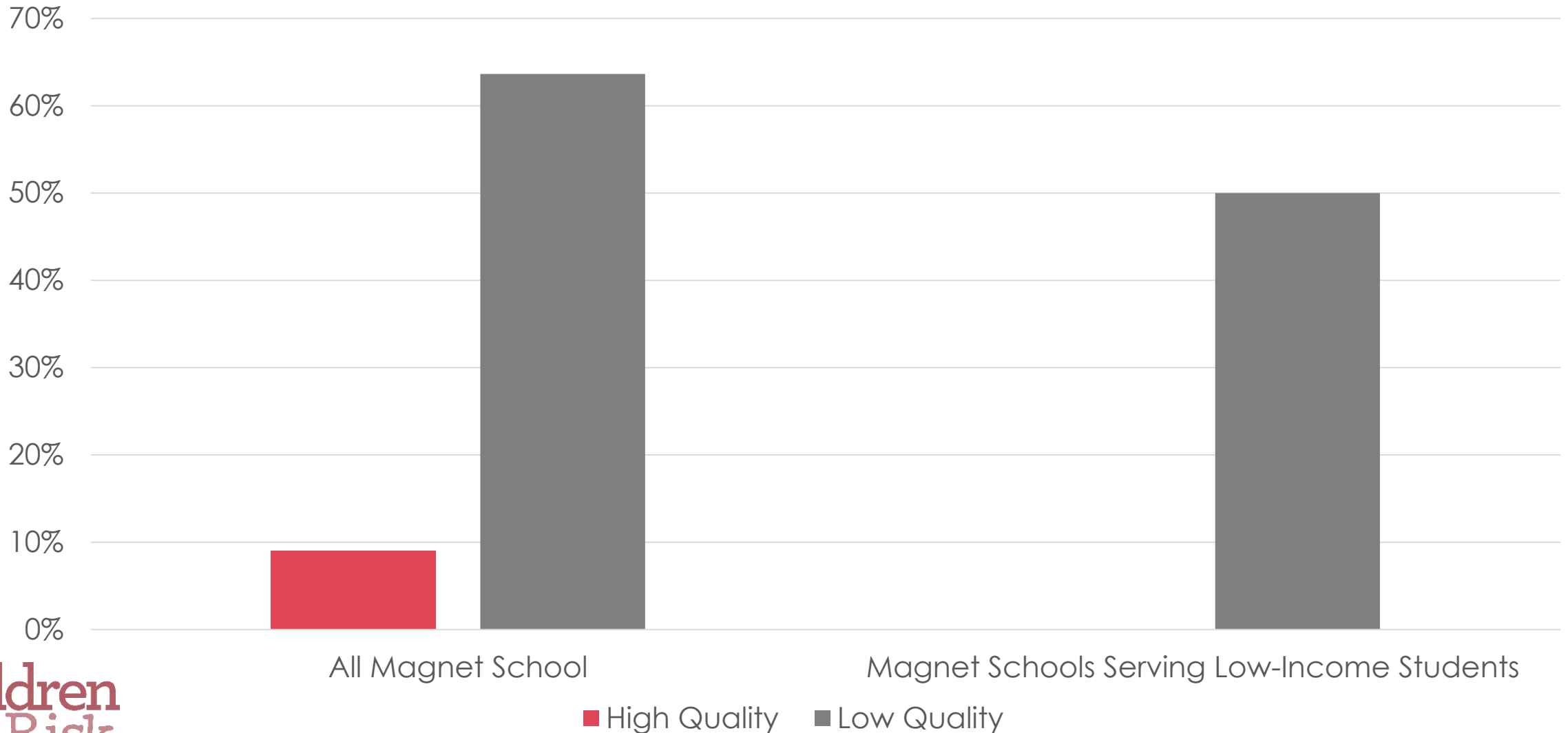
Top **Charter Middle Schools**  
serving predominantly low-income students in Central TX

School	District
TEXAS EMPOWERMENT ACADEMY	TEXAS EMPOWERMENT ACADEMY

Top **Charter High School**  
serving predominantly low-income students in Central TX

# Central TX Magnet School Performance

There are **no high quality magnet schools serving low-income students** in Central TX



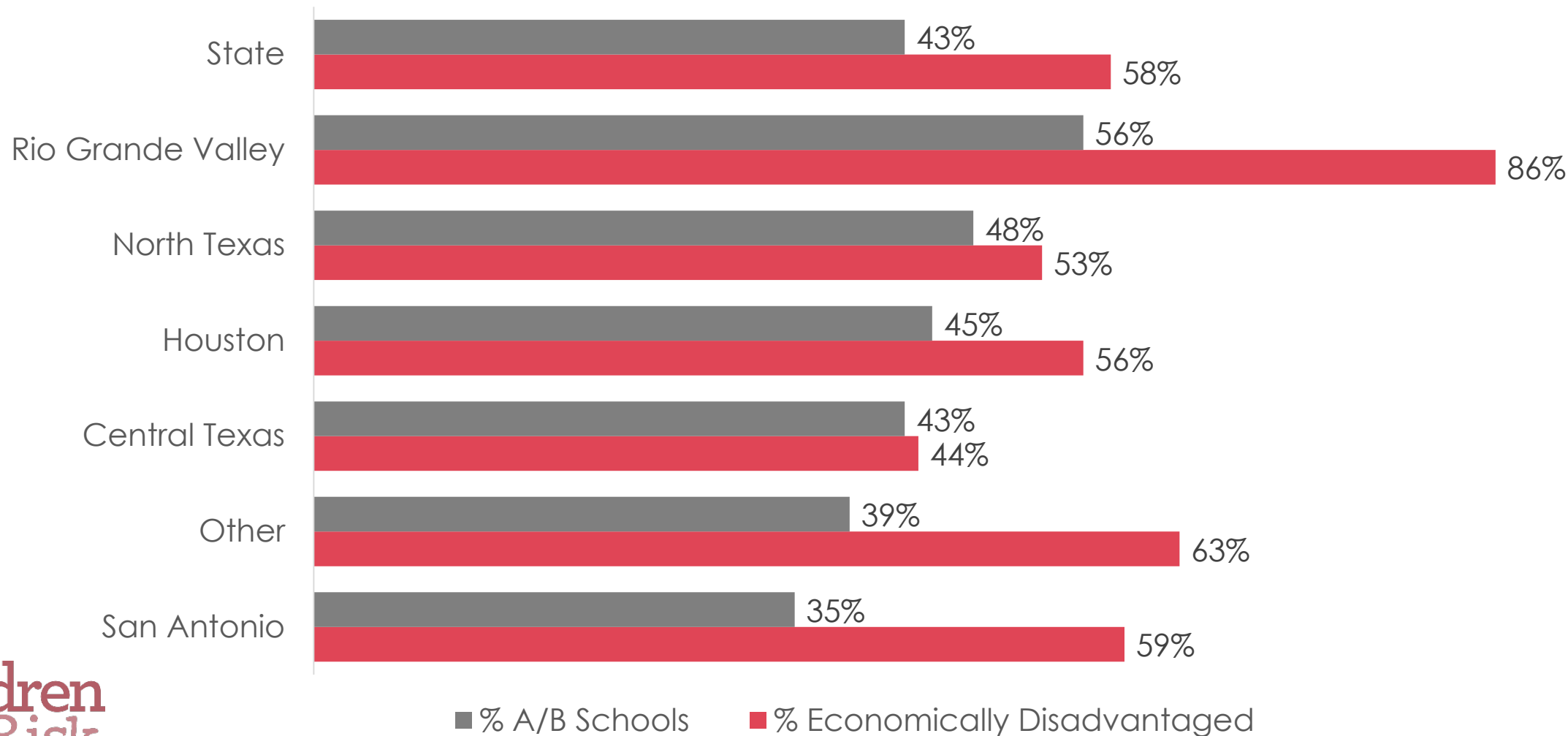


# Gold Ribbon Schools & Other Analyses

children  
at Risk

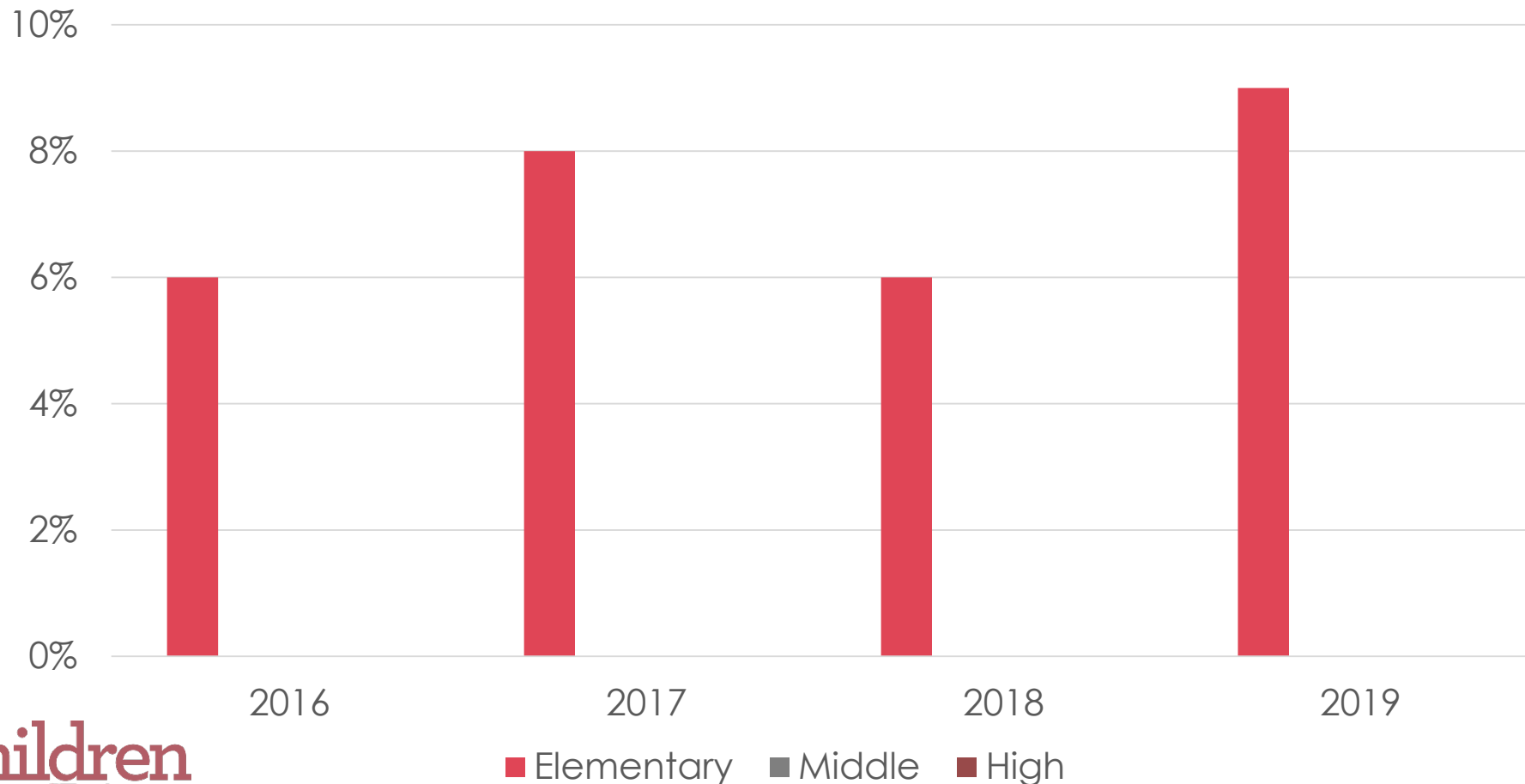
# Performance of Schools Compared to Economic Disadvantage

*Schools in the Rio Grande Valley are the most successful, despite serving a more economically disadvantaged student population.*



# Gold Ribbon\* Growth Over Time

Overall, the **proportion of eligible elementary schools achieving Gold Ribbon distinction** has remained constant in recent years, but there has been **no growth** in the **proportion of eligible middle and highs schools achieving Gold Ribbon distinction**



**\*Gold Ribbon Schools** have 75% or more of their student body living in economically disadvantaged circumstances and receive an A or B in CHILDREN AT RISK's annual school rankings.

# Top Gold Ribbon\* Districts in Texas

Some schools districts, **especially those in the Rio Grande Valley and elsewhere along the border**, are especially adept at supporting low-income students' academic achievement.

District	% Gold Ribbon of Eligible Schools
Edinburg CISD	76%
United ISD	69%
Brownsville ISD	64%
Socorro ISD	63%
Laredo ISD	58%
Mission CISD	53%
Pharr-San Juan-Alamo ISD	53%
Harlingen CISD	53%
La Joya ISD	52%
Ysleta ISD	51%

**\*Gold Ribbon Schools** have 75% or more of their student body living in economically disadvantaged circumstances and receive an A or B in CHILDREN AT RISK's annual school rankings.

School	District
GRAHAM EL	AUSTIN ISD
GUERRERO THOMPSON	AUSTIN ISD
MANOR EL	MANOR ISD
WOOTEN EL	AUSTIN ISD
MCBEE EL	AUSTIN ISD
ORTEGA EL	AUSTIN ISD
COOK EL	AUSTIN ISD

Top **Gold Ribbon Elementary Schools**  
in Central TX

# Student Mobility and School Grades

---

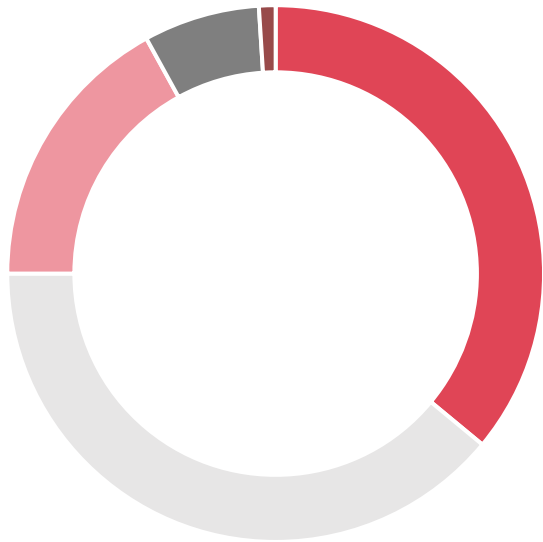
**Student mobility** measures inconsistency in student enrollment/attendance. A school with high student mobility has **many students who have moved in or out** during the school year, or **who are chronically absent**.

Some schools across Texas have found success with highly mobile student populations, but, in general, **as mobility increases, school grades tend to go down**.

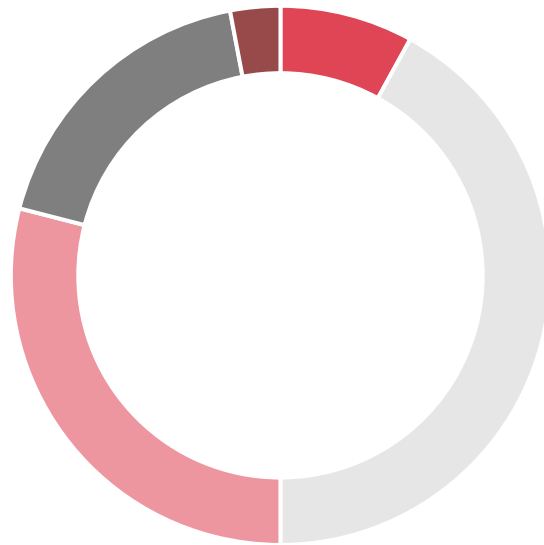
# Student Mobility and School Grades Statewide

**75%** of schools with low student mobility **achieved an A or B grade**, compared to **only 18%** of schools with the highest student mobility rates.

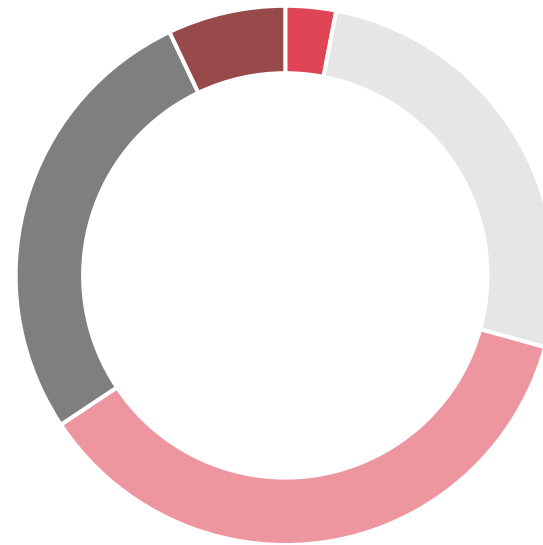
Bottom Mobility Quartile



2<sup>nd</sup> Mobility Quartile



3<sup>rd</sup> Mobility Quartile



Top Mobility Quartile

