

# Texas School Rankings 2019:

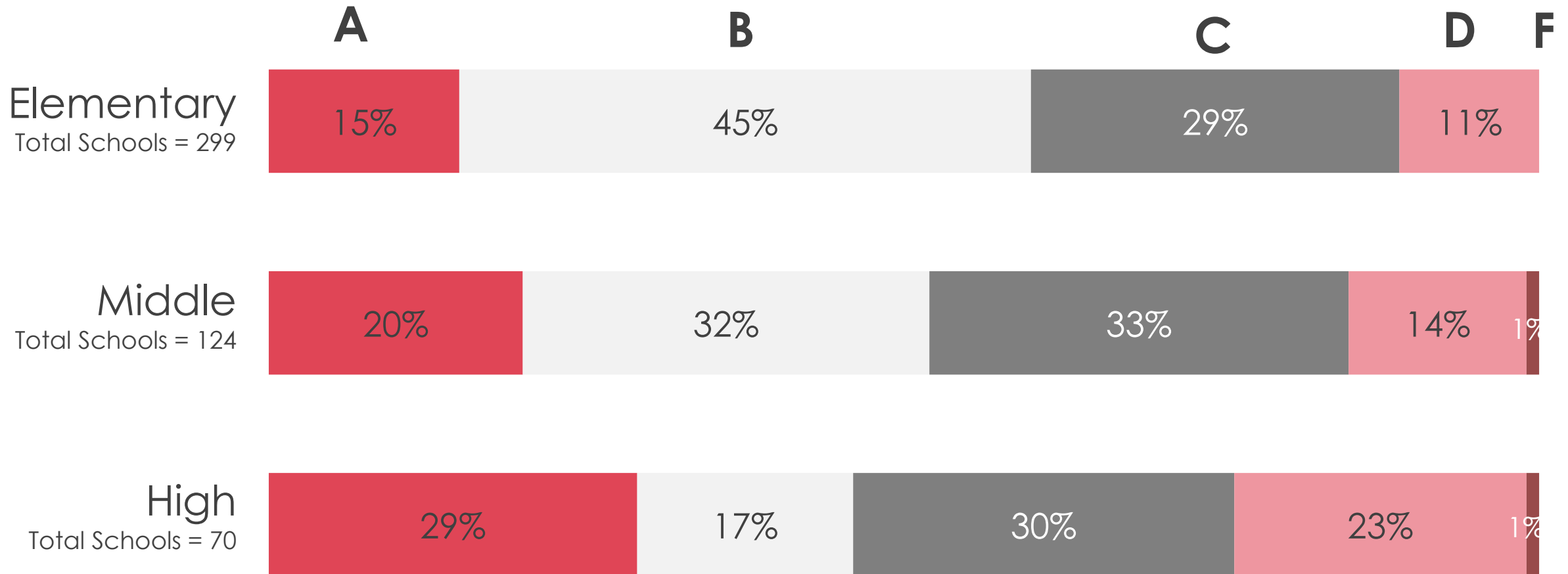
Rio Grande Valley (RGV) Analysis

children  
at Risk

# Rio Grande Valley Public School Demographics

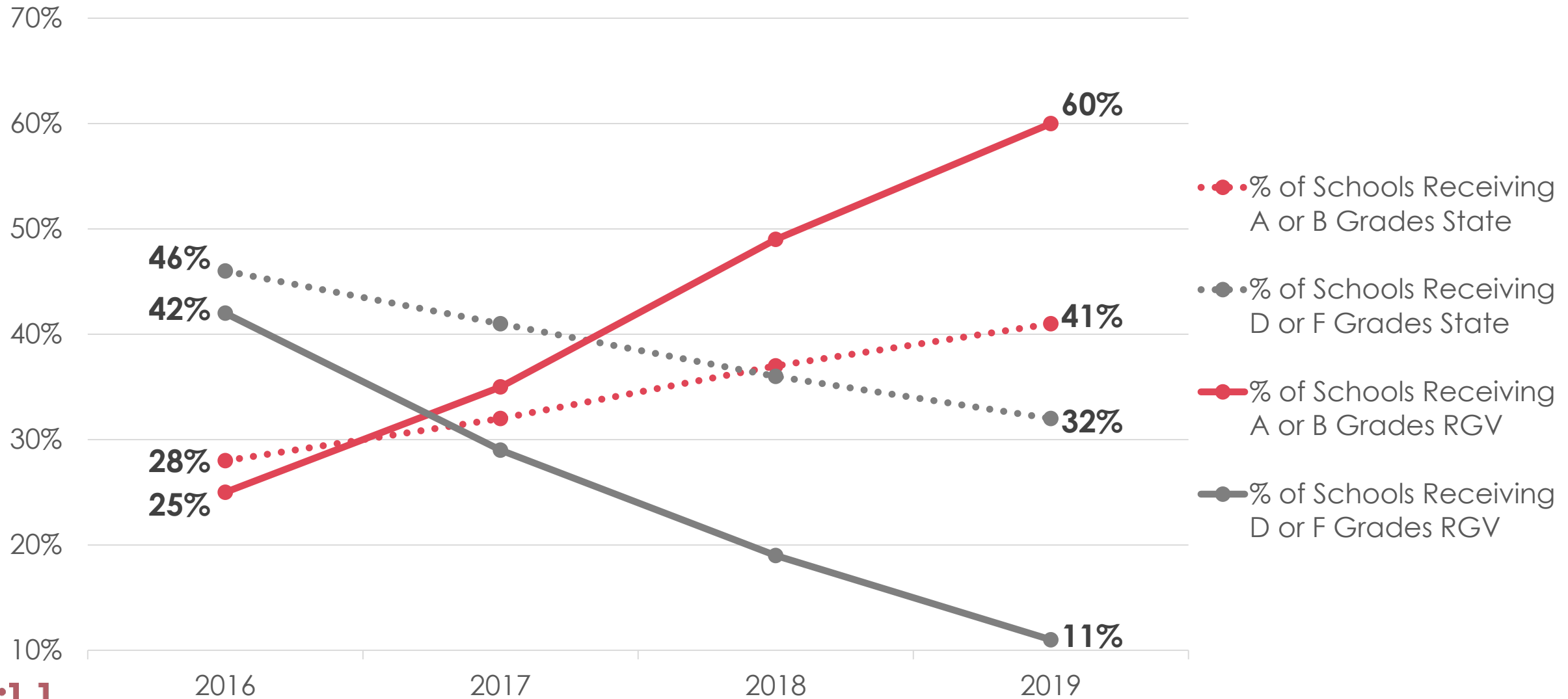
Asian	Black	Hispanic	White	Other	Special Education	English Language Learners	Economically Disadvantaged
0%	0%	97%	2%	0%	8%	35%	86%

**Over 4-in-5** of Rio Grande Valley public school students live in **economically disadvantaged** circumstances and more than **3-in-10 are English Language Learners.**

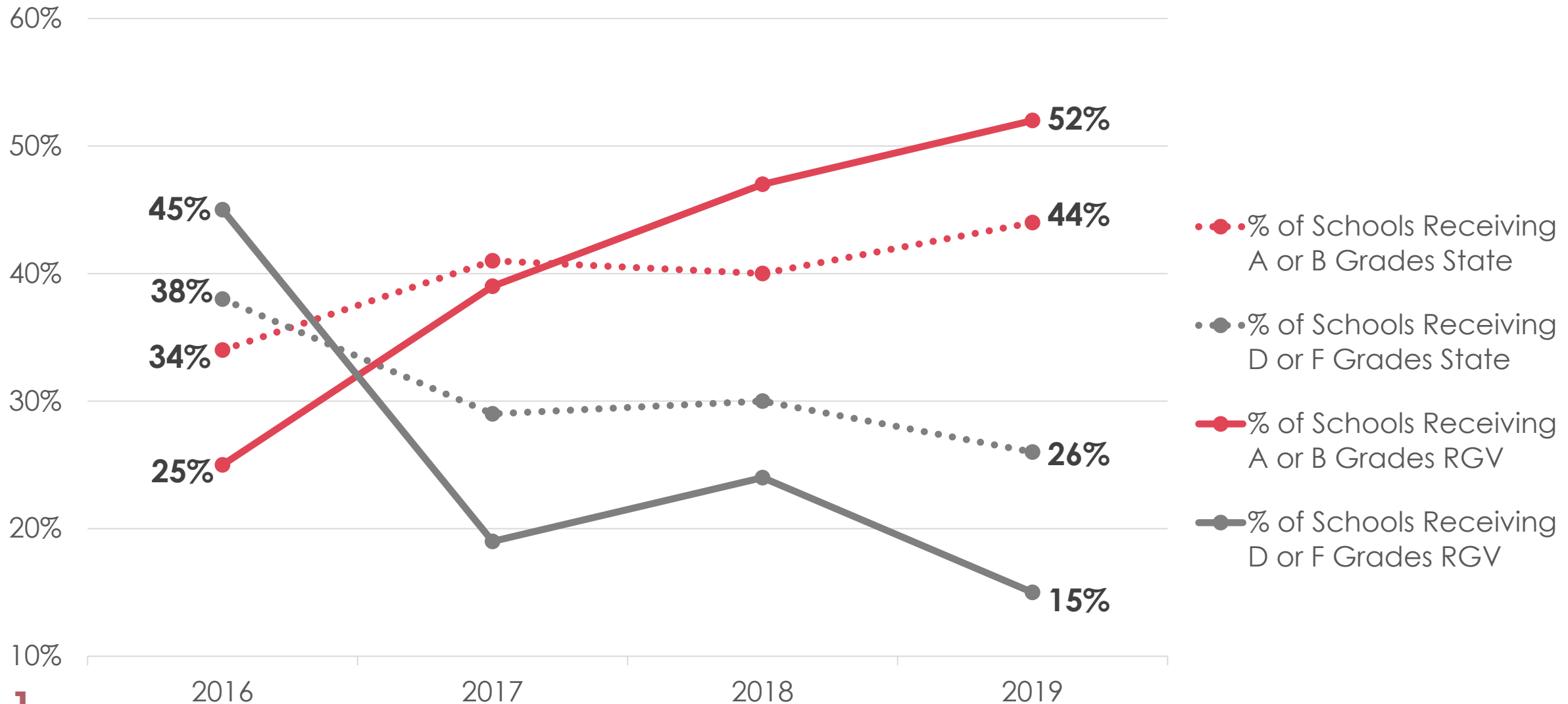


Overall, there are **more A and B** schools in Rio Grande Valley than D or F schools, but there is still room for improvement.

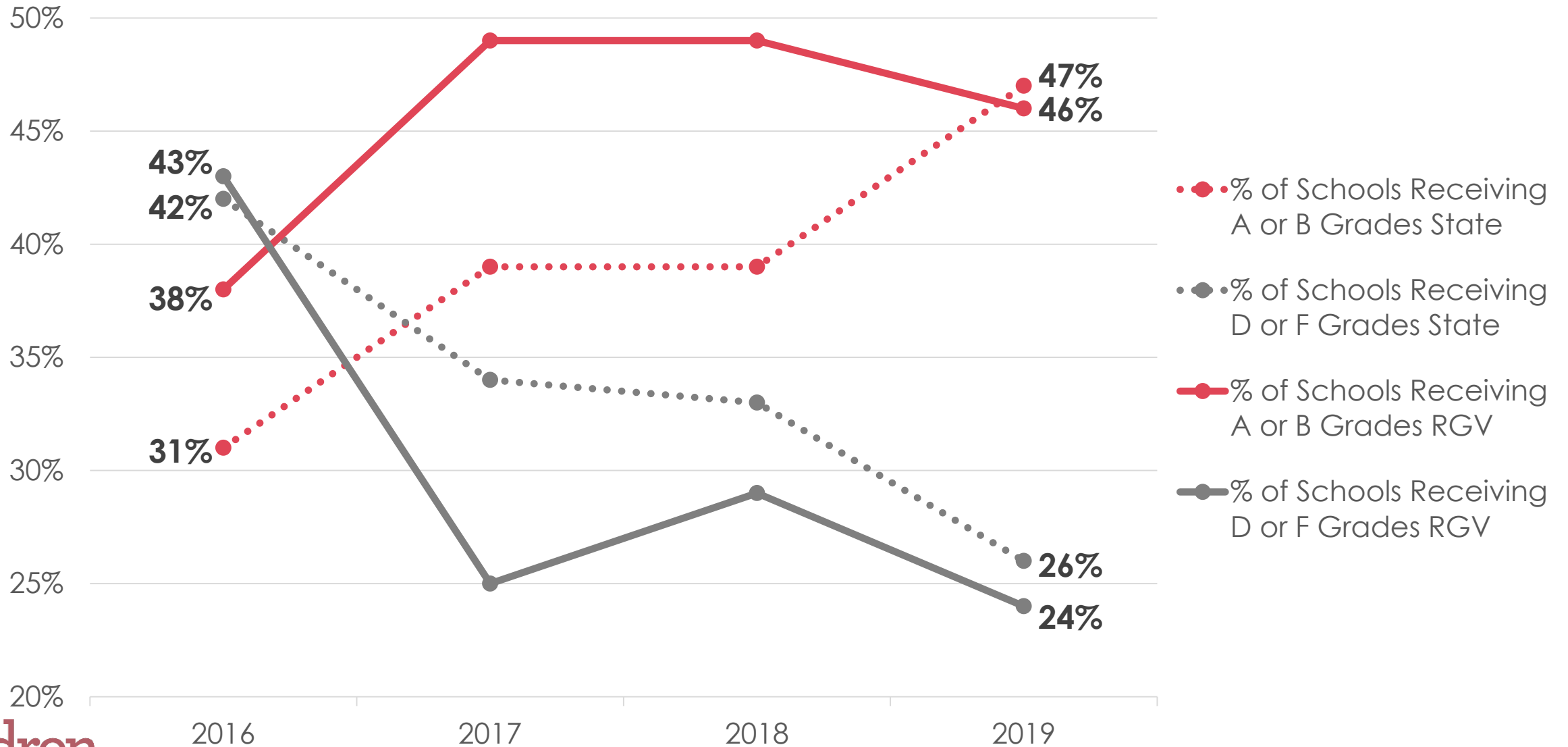
# Grade Change Over Time – Rio Grande Valley Elementary Schools



# Grade Change Over Time – Rio Grande Valley Middle Schools



# Grade Change Over Time – Rio Grande Valley High Schools



# Comparison of Regional Grade Changes Since 2016

Decline in Schools Receiving  
**D's or F's**

Increase in Schools Receiving  
**A's or B's**

Rio Grande Valley

-29%  
-31%

+29%  
+28%

Other

-24%

-16%

+14%

+15%

Statewide

-21%

-14%

+13%

+12%

North TX

-21%

-13%

+11%

+9%

Houston

-11%

-11%

+9%

+4%

San Antonio

-11%

-8%

+5%

+3%

Central TX

-11%

-3%

+3%

-4%

 All Schools  
 High-Poverty Schools

2016 Baseline

School	District
FLORENCE J SCOTT EL	ROMA ISD
EMMA VERA EL	ROMA ISD
RT BARRERA EL	ROMA ISD
ORTIZ EL	BROWNSVILLE ISD
OLMITO EL	LOS FRESNOS CISD
VALLEY VIEW NORTH EL	VALLEY VIEW ISD
DISHMAN EL	HARLINGEN CISD
JC KELLY EL	HIDALGO ISD
GONZALEZ EL	MCALLEN ISD
CASH EL	SAN BENITO CISD

Top 10 **Elementary Schools**  
in Rio Grande Valley



School	District
RISING SCHOLARS ACADEMY OF SOUTH T	SOUTH TEXAS ISD
IDEA TOROS COLLEGE PREPARATORY	IDEA PUBLIC SCHOOLS
SOUTH TEXAS PREPARATORY ACADEMY	SOUTH TEXAS ISD
IDEA EDINBURG COLLEGE PREPARATORY	IDEA PUBLIC SCHOOLS
IDEA MCALLEN COLLEGE PREPARATORY	IDEA PUBLIC SCHOOLS
IDEA QUEST COLLEGE PREPARATORY	IDEA PUBLIC SCHOOLS
IDEA MAYS COLLEGE PREPARATORY	IDEA PUBLIC SCHOOLS
B L GRAY J H	SHARYLAND ISD
SHARYLAND NORTH J H	SHARYLAND ISD
IDEA WESLACO PIKE COLLEGE PREPARATORY	IDEA PUBLIC SCHOOLS

Top 10 **Middle Schools**  
in Rio Grande Valley

School	District
ACHIEVE EARLY COLLEGE H S	MCALLEN ISD
JIMMY CARTER EARLY COLLEGE H S	LA JOYA ISD
THELMA ROSA SALINAS STEM EARLY COL	LA JOYA ISD
IDEA QUEST COLLEGE PREPARATORY	IDEA PUBLIC SCHOOLS
BROWNSVILLE EARLY COLLEGE H S	BROWNSVILLE ISD
IDEA FRONTIER COLLEGE PREPARATORY	IDEA PUBLIC SCHOOLS
THE SCIENCE ACADEMY OF SOUTH TEXAS	SOUTH TEXAS ISD
MERCEDES EARLY COLLEGE ACADEMY	MERCEDES ISD
SOUTH TEXAS BUSINESS EDUCATION & T	SOUTH TEXAS ISD
MISSION COLLEGIATE H S	MISSION CISD

Top 10 **High Schools**  
in Rio Grande Valley

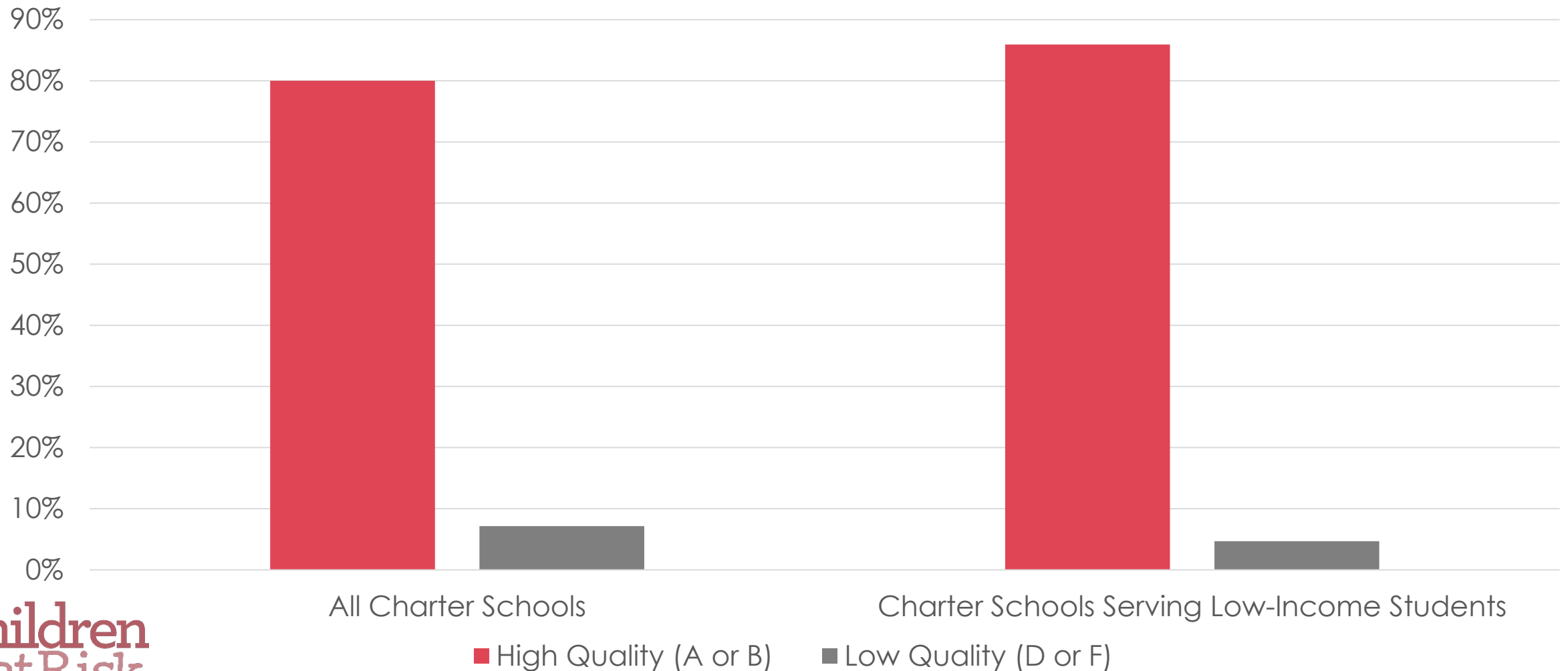
# Schools of Choice



children  
at Risk

# Rio Grande Valley Charter School Performance

**Less than 1-in-20** charters serving predominantly low-income students are low-performing.



School	District
IDEA BROWNSVILLE ACADEMY	IDEA PUBLIC SCHOOLS
BROWNSVILLE RAUL YZAGUIRRE STEM SCHOLARS PREP	RAUL YZAGUIRRE SCHOOL FOR SUCCESS
IDEA MCALLEN ACADEMY	IDEA PUBLIC SCHOOLS
IDEA EDINBURG ACADEMY	IDEA PUBLIC SCHOOLS
IDEA WESLACO ACADEMY	IDEA PUBLIC SCHOOLS
VANGUARD BEETHOVEN	VANGUARD ACADEMY
IDEA WESLACO PIKE ACADEMY	IDEA PUBLIC SCHOOLS
IDEA QUEST ACADEMY	IDEA PUBLIC SCHOOLS
IDEA MISSION ACADEMY	IDEA PUBLIC SCHOOLS
IDEA SAN BENITO ACADEMY	IDEA PUBLIC SCHOOLS

Top 10 **Charter Elementary Schools**  
serving predominantly low-income students in Rio Grande Valley

School	District
IDEA TOROS COLLEGE PREPARATORY	IDEA PUBLIC SCHOOLS
IDEA EDINBURG COLLEGE PREPARATORY	IDEA PUBLIC SCHOOLS
IDEA MCALLEN COLLEGE PREPARATORY	IDEA PUBLIC SCHOOLS
IDEA QUEST COLLEGE PREPARATORY	IDEA PUBLIC SCHOOLS
IDEA MAYS COLLEGE PREPARATORY	IDEA PUBLIC SCHOOLS
IDEA WESLACO PIKE COLLEGE PREPARATORY	IDEA PUBLIC SCHOOLS
BROWNSVILLE RAUL YZAGUIRRE STEM SCHOLARS PREP	RAUL YZAGUIRRE SCHOOL FOR SUCCESS
IDEA TRES LAGOS COLLEGE PREPARATOR	IDEA PUBLIC SCHOOLS
IDEA BRACKENRIDGE COLLEGE PREPARAT	IDEA PUBLIC SCHOOLS
IDEA FRONTIER COLLEGE PREPARATORY	IDEA PUBLIC SCHOOLS

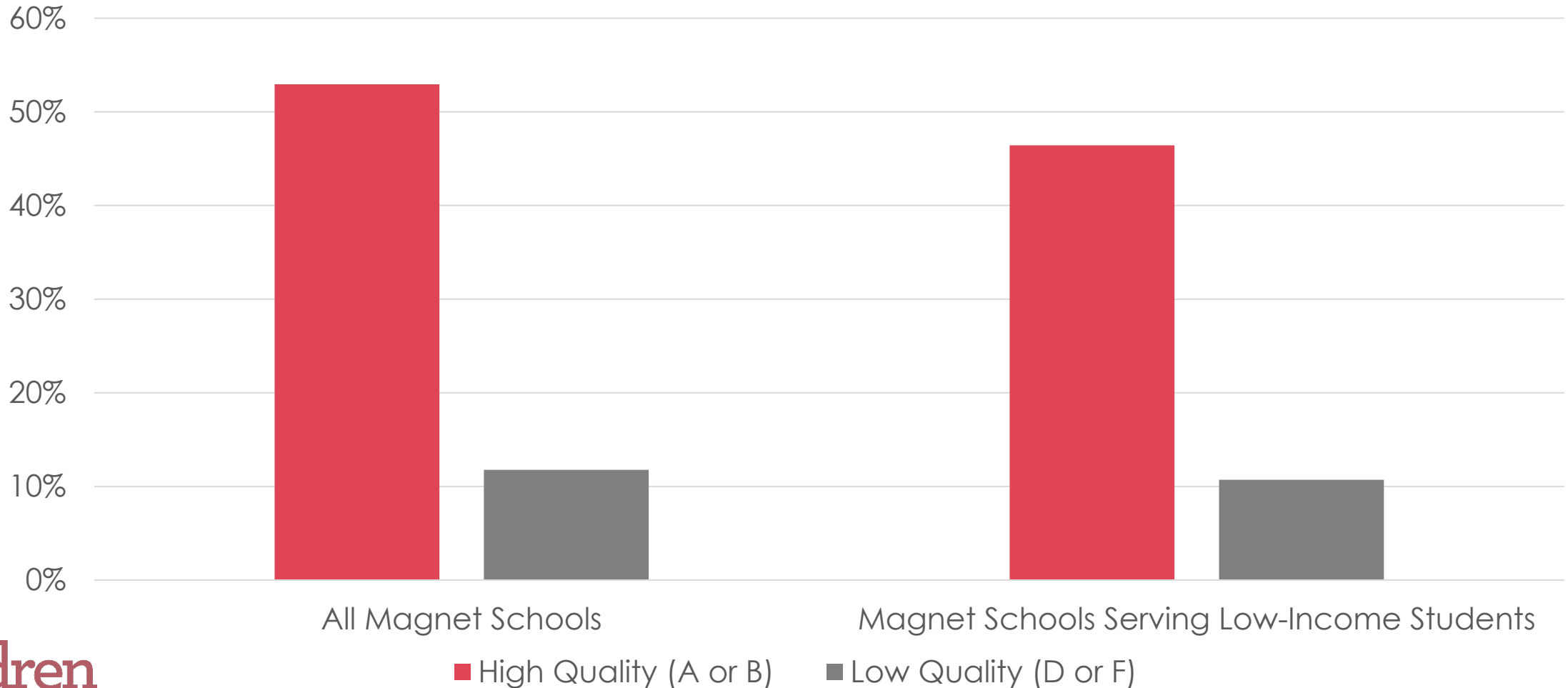
Top 10 **Charter Middle Schools**  
serving predominantly low-income students in Rio Grande Valley

School	District
IDEA QUEST COLLEGE PREPARATORY	IDEA PUBLIC SCHOOLS
IDEA FRONTIER COLLEGE PREPARATORY	IDEA PUBLIC SCHOOLS
IDEA ALAMO COLLEGE PREPARATORY	IDEA PUBLIC SCHOOLS
IDEA SAN JUAN COLLEGE PREPARATORY	IDEA PUBLIC SCHOOLS
VANGUARD REMBRANDT	VANGUARD ACADEMY
IDEA PHARR COLLEGE PREPARATORY	IDEA PUBLIC SCHOOLS
IDEA MISSION COLLEGE PREPARATORY	IDEA PUBLIC SCHOOLS
IDEA SAN BENITO COLLEGE PREPARATORY	IDEA PUBLIC SCHOOLS
IDEA DONNA COLLEGE PREP	IDEA PUBLIC SCHOOLS

Top **Charter High Schools**  
serving predominantly low-income students in Rio Grande Valley

# Rio Grande Valley Magnet School Performance

Though some magnet schools are successful, **less than 1-in-2** magnets serving predominantly low-income students are high-performing.





School	District
JIMMY CARTER EARLY COLLEGE H S	LA JOYA ISD
THELMA ROSA SALINAS STEM EARLY COL	LA JOYA ISD
BROWNSVILLE EARLY COLLEGE H S	BROWNSVILLE ISD
MERCEDES EARLY COLLEGE ACADEMY	MERCEDES ISD
MISSION COLLEGIATE H S	MISSION CISD
PACE EARLY COLLEGE H S	BROWNSVILLE ISD
VETERANS MEMORIAL EARLY COLLEGE H	BROWNSVILLE ISD
HANNA EARLY COLLEGE H S	BROWNSVILLE ISD
VALLEY VIEW H S	VALLEY VIEW ISD
PSJA EARLY COLLEGE H S	PHARR-SAN JUAN-ALAMO ISD

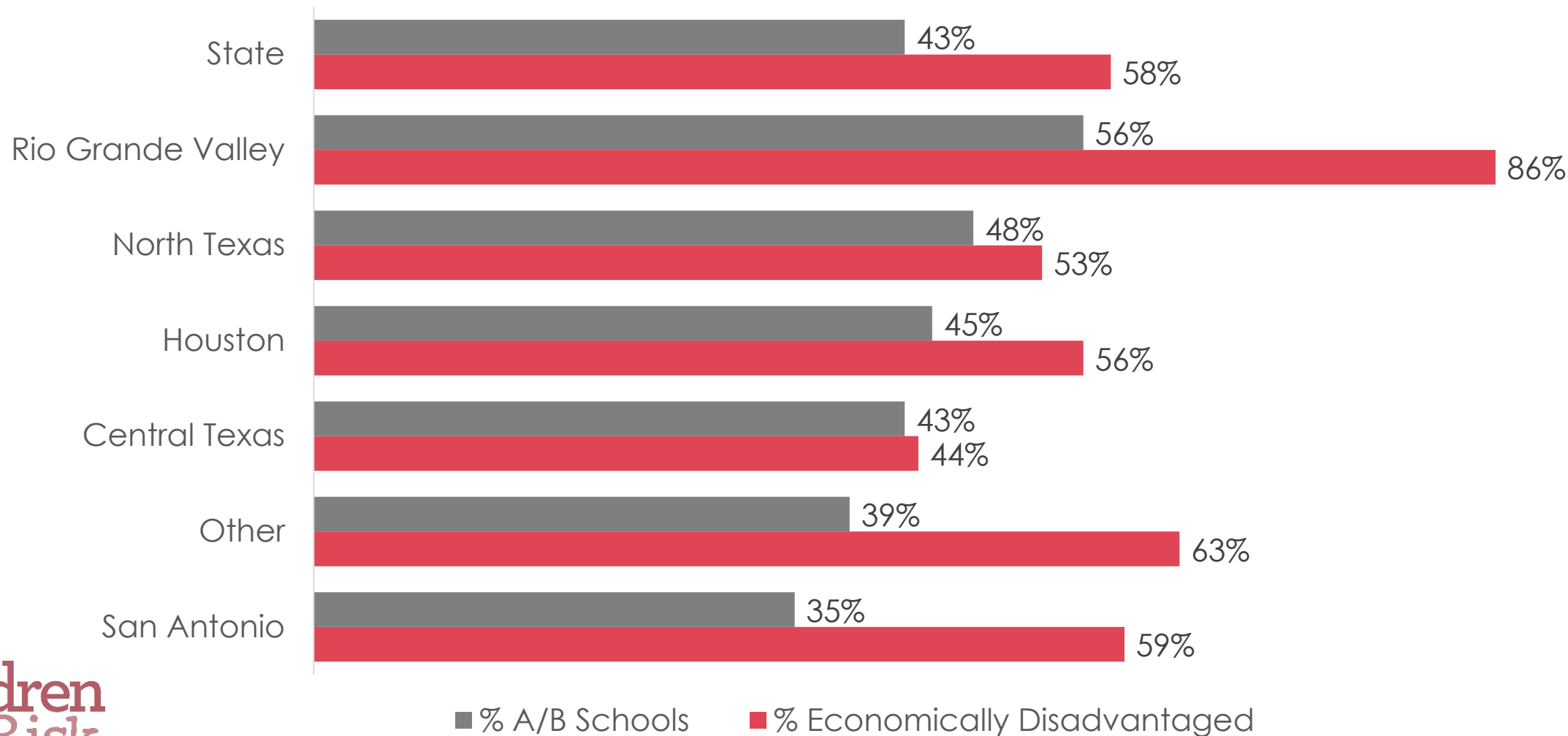
Top 10 **Magnet High Schools**  
serving predominantly low-income students in Rio Grande Valley

# Gold Ribbon Schools & Other Analyses

children  
at Risk

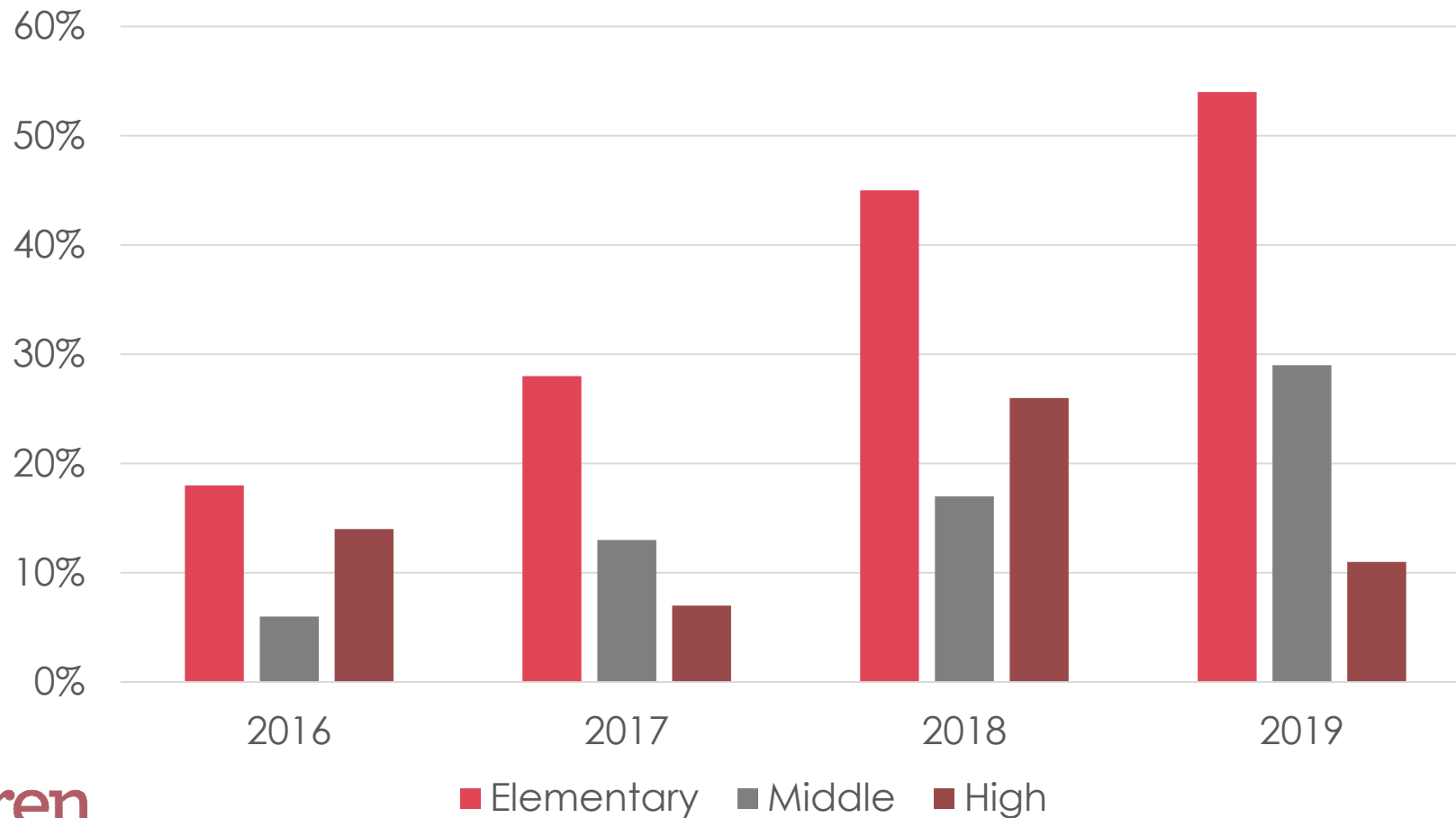
# Performance of Schools Compared to Economic Disadvantage

*Schools in the Rio Grande Valley are the most successful, despite serving a more economically disadvantaged student population.*



# Gold Ribbon\* Growth Over Time

Overall, the **proportion of eligible elementary and middle schools achieving Gold Ribbon distinction** has increased in recent years



**\*Gold Ribbon Schools** have 75% or more of their student body living in economically disadvantaged circumstances and receive an A or B in CHILDREN AT RISK's annual school rankings.

# Top Gold Ribbon\* Districts in Texas

Some schools districts, **especially those in the Rio Grande Valley and elsewhere along the border**, are especially adept at supporting low-income students' academic achievement.

District	% Gold Ribbon of Eligible Schools
Edinburg CISD	76%
United ISD	69%
Brownsville ISD	64%
Socorro ISD	63%
Laredo ISD	58%
Mission CISD	53%
Pharr-San Juan-Alamo ISD	53%
Harlingen CISD	53%
La Joya ISD	52%
Ysleta ISD	51%

**\*Gold Ribbon Schools** have 75% or more of their student body living in economically disadvantaged circumstances and receive an A or B in CHILDREN AT RISK's annual school rankings.

School	District
FLORENCE J SCOTT EL	ROMA ISD
EMMA VERA EL	ROMA ISD
RT BARRERA EL	ROMA ISD
ORTIZ EL	BROWNSVILLE ISD
VALLEY VIEW NORTH EL	VALLEY VIEW ISD
DISHMAN EL	HARLINGEN CISD
JC KELLY EL	HIDALGO ISD
CASH EL	SAN BENITO CISD
WILBUR E LUCAS EL	VALLEY VIEW ISD
R C FLORES-MARK A ZAPATA EL	EDINBURG CISD

Top 10 **Gold Ribbon Elementary Schools**  
in Rio Grande Valley

School	District
STILLMAN MIDDLE	BROWNSVILLE ISD
LOS CUATES MIDDLE	LOS FRESNOS CISD
LIBERTY MEMORIAL MIDDLE	LOS FRESNOS CISD
CENTRAL MIDDLE	WESLACO ISD
VALLEY VIEW J H	VALLEY VIEW ISD
MANZANO MIDDLE	BROWNSVILLE ISD
B L GARZA MIDDLE SCHOOL	EDINBURG CISD
A P SOLIS MIDDLE	DONNA ISD
ROMA MIDDLE	ROMA ISD
SAN ISIDRO EL	SAN ISIDRO ISD

Top 10 **Gold Ribbon Middle Schools**  
in Rio Grande Valley

School	District
LA FERIA H S	LA FERIA ISD
HARLINGEN H S	HARLINGEN CISD

Top **Gold Ribbon High Schools**  
in Rio Grande Valley



# Student Mobility and School Grades

---

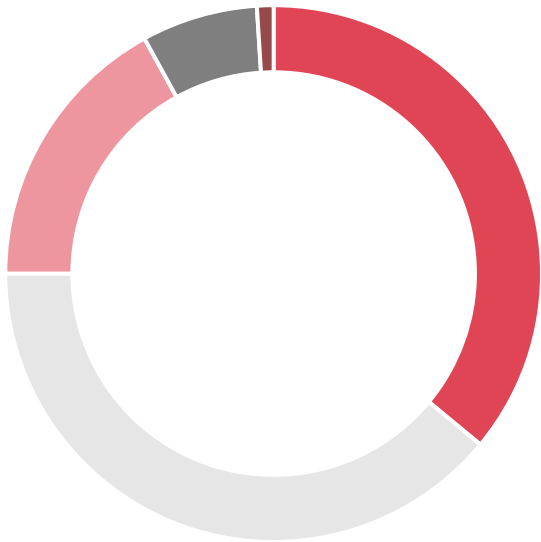
**Student mobility** measures inconsistency in student enrollment/attendance. A school with high student mobility has **many students who have moved in or out** during the school year, or **who are chronically absent**.

Some schools across Texas have found success with highly mobile student populations, but, in general, **as mobility increases, school grades tend to go down**.

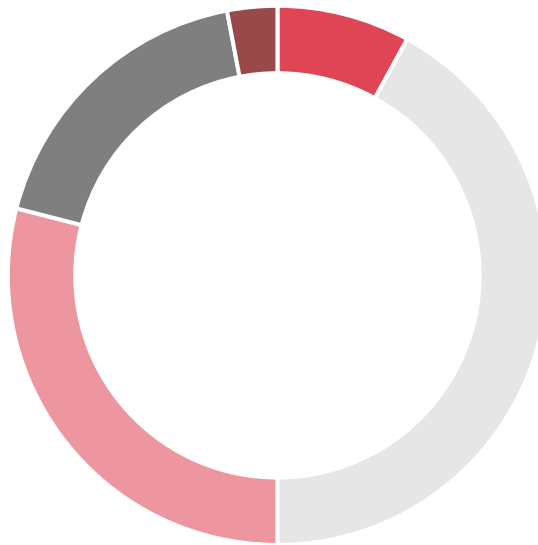
# Student Mobility and School Grades Statewide

**75%** of schools with low student mobility **achieved an A or B grade**, compared to **only 18%** of schools with the highest student mobility rates.

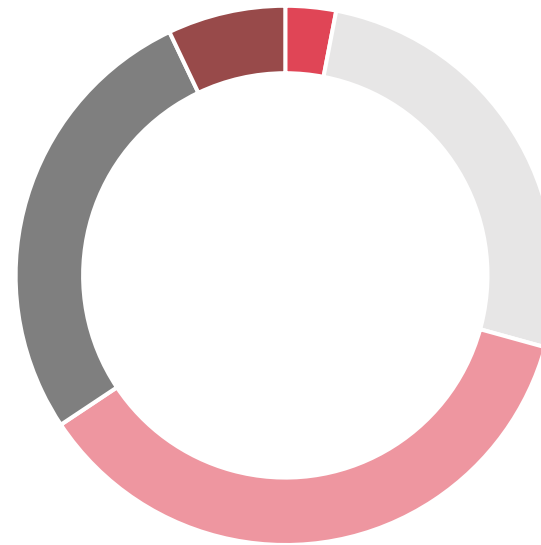
Bottom Mobility Quartile



2<sup>nd</sup> Mobility Quartile



3<sup>rd</sup> Mobility Quartile



Top Mobility Quartile

